



California Budget
& Policy Center

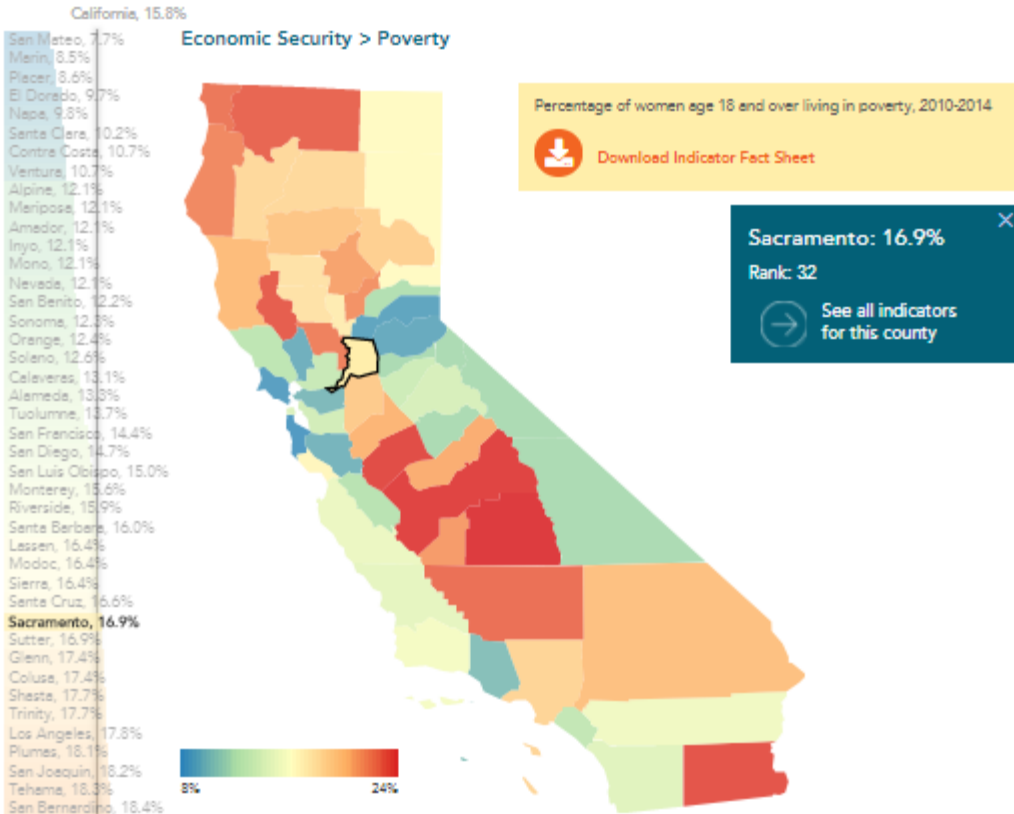
Policies That Advance Gender Justice

KRISTIN SCHUMACHER, SENIOR POLICY ANALYST

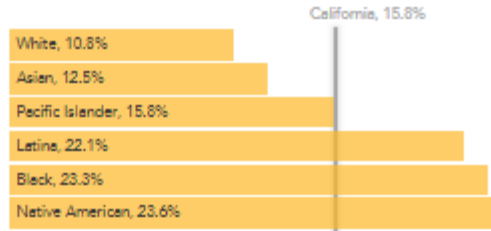
MARCH 22, 2018

POLICY INSIGHTS 2018

calbudgetcenter.org



Statewide by Race and Ethnicity



California Women's Well-Being Index

In Partnership With the Women's Foundation of California



Policy Recommendations



Get Data



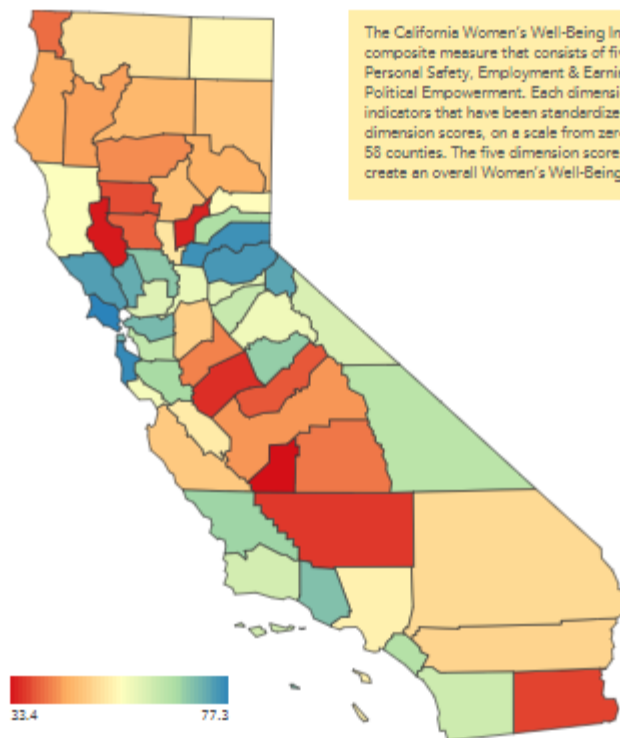
Embed

- Health
- Personal Safety
- Employment & Earnings
- Economic Security
- Political Empowerment

Merin, 77.3
San Mateo, 71.7
Placer, 70.6
El Dorado, 65.2
Sonoma, 65.1
Alpine, 64.3
Napa, 64.3
San Francisco, 64.2
Contra Costa, 63.6
Ventura, 62.8
Yolo, 62.4
Meriposa, 62
San Luis Obispo, 61.8
Santa Clara, 61.3
Nevada, 61.2
Orange, 61
Inyo, 58.8
Alameda, 58.1
Caleveras, 57.8
San Diego, 57.1
Santa Barbara, 57
Mono, 56.8
Solano, 56.3
Amador, 55.7
Sacramento, 55.7
Tuolumne, 55.5
Santa Cruz, 54.5
Mendocino, 53.1
Sierra, 52.4
Modoc, 51.1
Los Angeles, 49.7
San Benito, 49
Sutter, 48.9
Siskiyou, 48.7
San Bernardino, 48.6
Riverside, 48.1
San Joaquin, 47.8
Monterey, 47
Lassen, 47
Butte, 46.9
Shasta, 46.5
Plumas, 46.4
Humboldt, 45.4
Trinity, 45.2
Fresno, 42.7
Tehama, 42.5
Stanislaus, 42.5
Tulare, 42.4
Del Norte, 41.5

Women's Well-Being Index: Overall

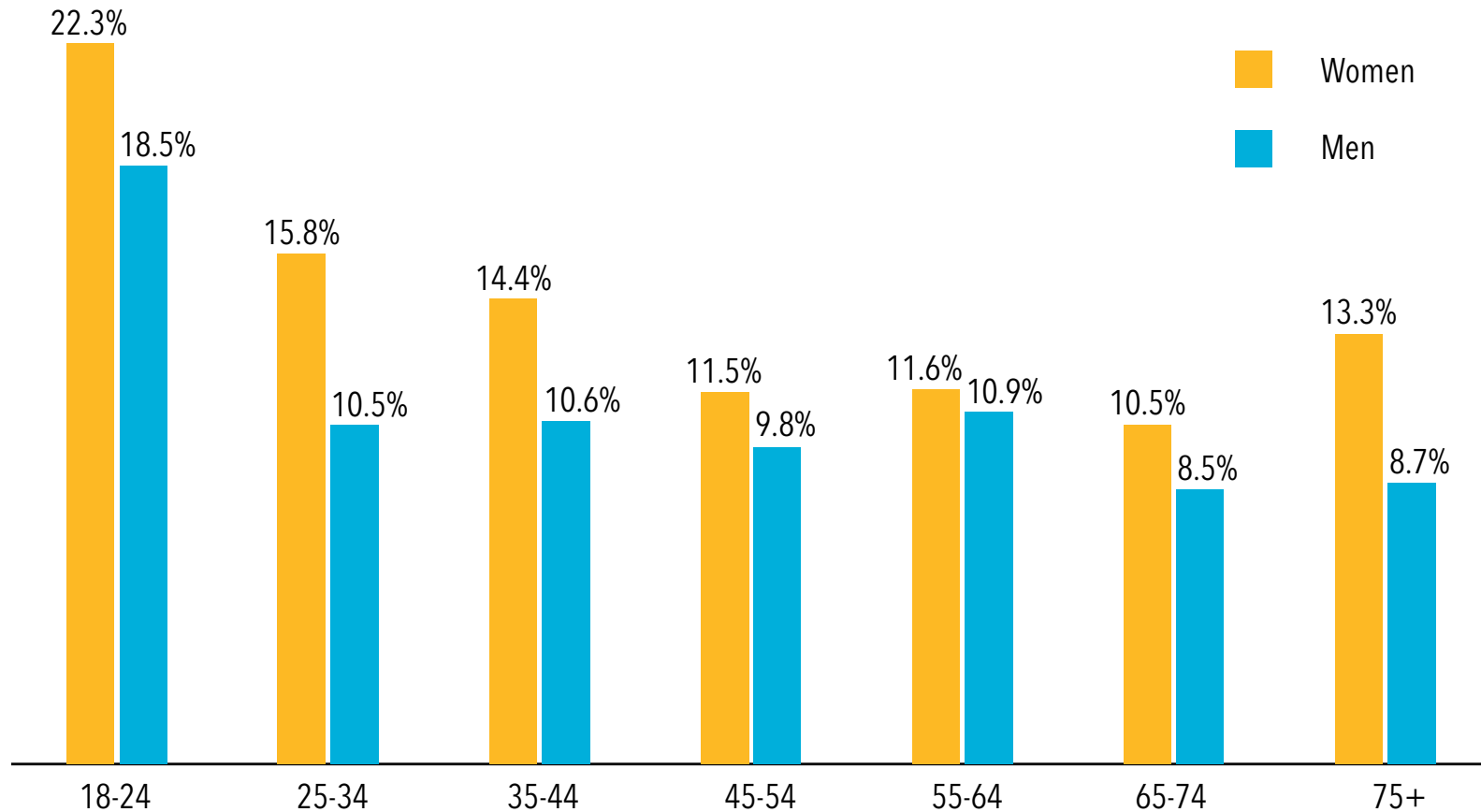
When women thrive, their families and communities prosper. Yet despite decades of progress, women still face persistent disparities on a range of issues, from economic security to health to participation in political leadership. By viewing women's well-being as encompassing various distinct yet interrelated components, policymakers, advocates, service providers, and community members can begin to craft policy solutions that help make California a place where all women and their families can thrive.



The California Women's Well-Being Index is a multifaceted, composite measure that consists of five "dimensions": Health, Personal Safety, Employment & Earnings, Economic Security, and Political Empowerment. Each dimension is composed of six indicators that have been standardized and combined to create dimension scores, on a scale from zero to 100, for each of California's 58 counties. The five dimension scores have been combined to create an overall Women's Well-Being Index score for each county.



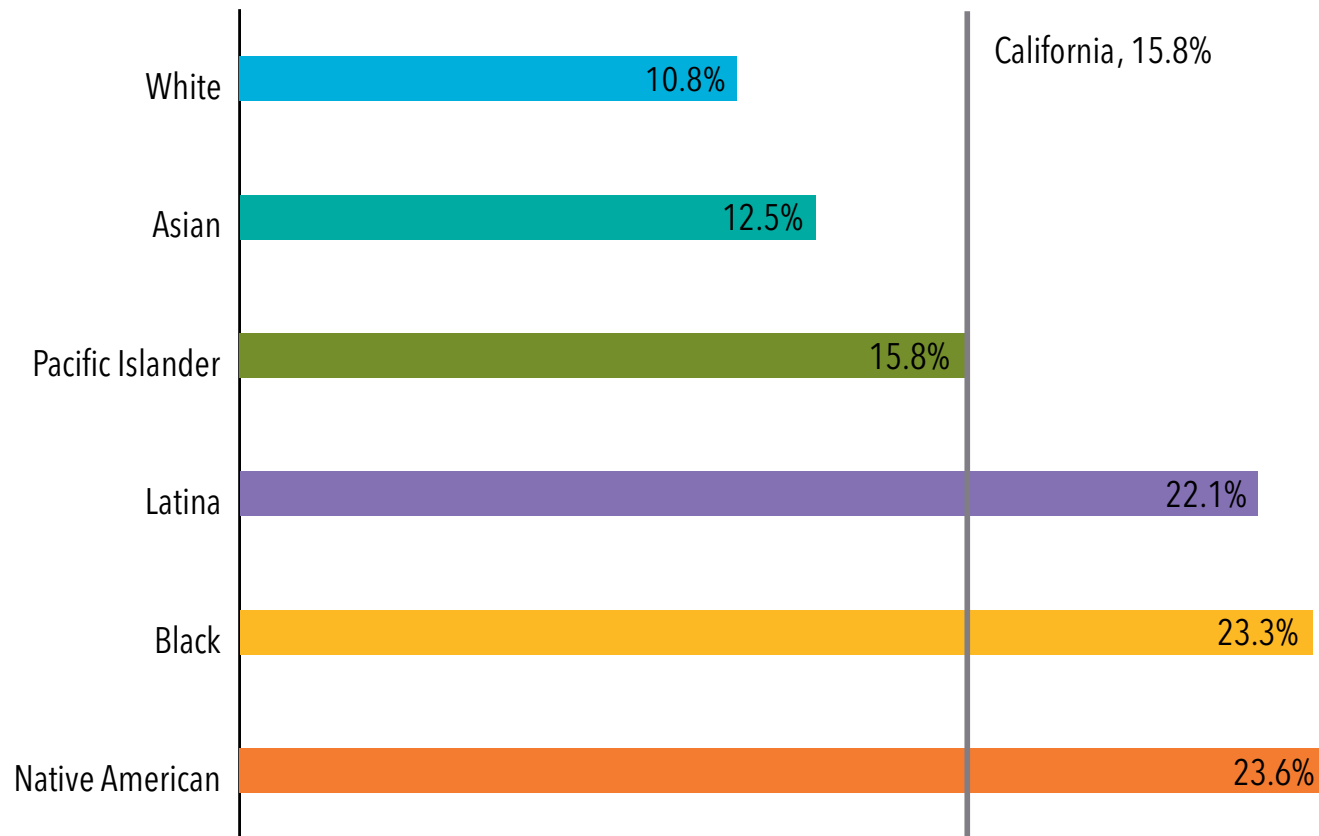
Percentage of Women and Men Living Below the Official Poverty Line in California, 2016



Source: Budget Center analysis of US Census Bureau data



Percentage of Women Age 18 and Over Living in Poverty, 2010-2014

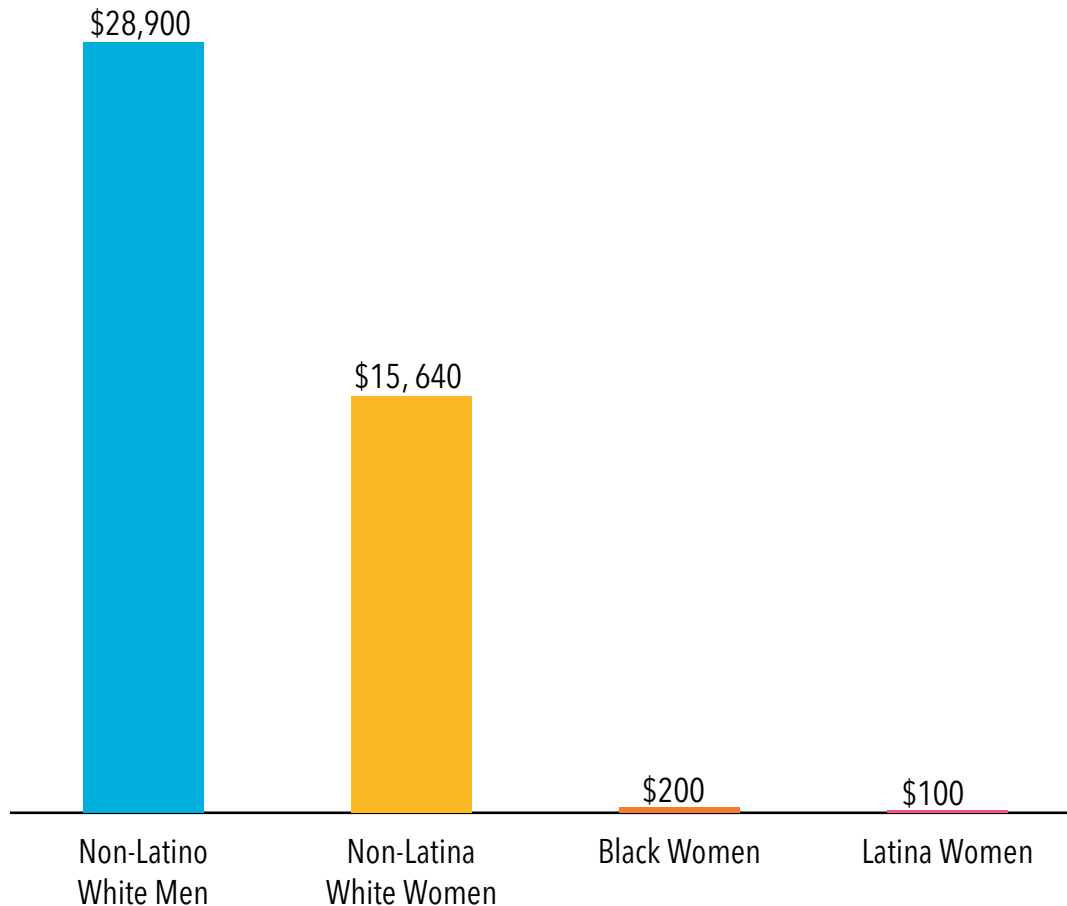


Note: "White" excludes individuals who also identify as "Latina," which means that the White and Latina categories are mutually exclusive. For race categories other than White, individuals who identify as Latina may be counted in both a racial category (e.g., "Black") and in the Latina category. As such, Latina and the non-White racial categories are not mutually exclusive.

Source: Budget Center analysis of US Census Bureau, American Community Survey data



Median Wealth for Single White Men and Single Women by Race and Ethnicity, 2013



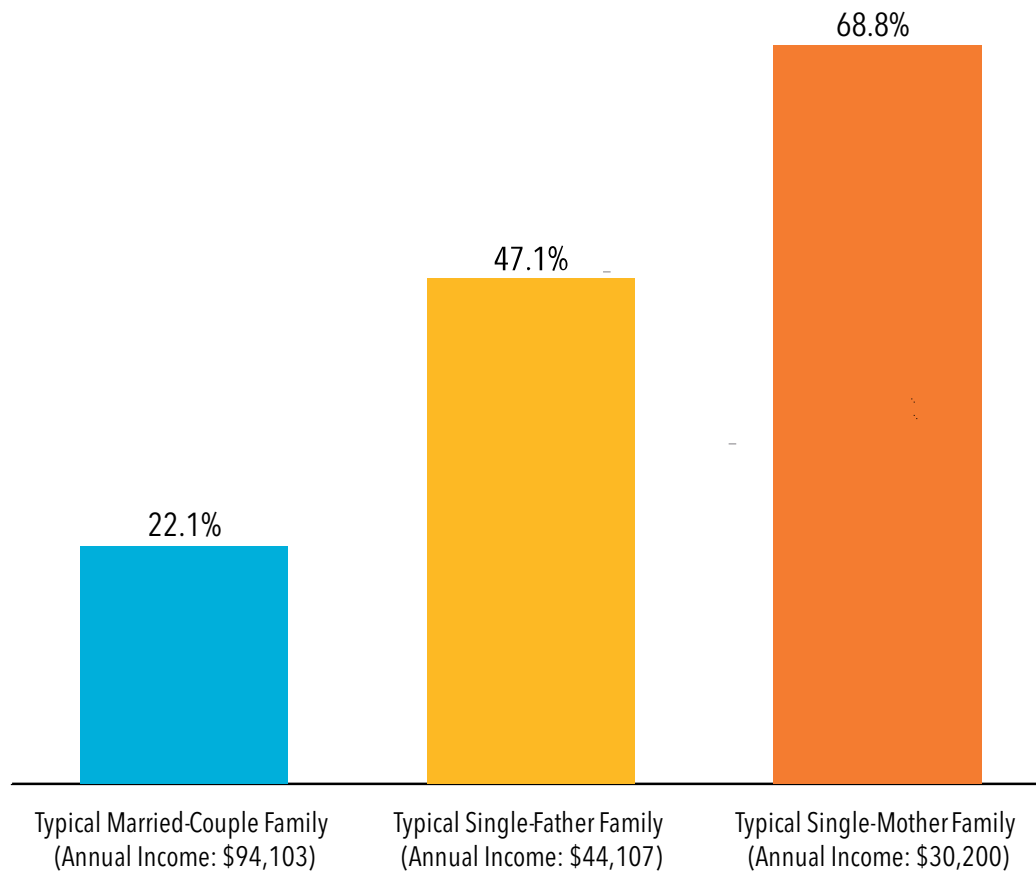
Note: Data are for individuals ages 18 to 64.

Source: Mariko Chang, *Women and Wealth: Insights for Grantmakers* (Asset Funders Network: 2015)



The Cost of Child Care in California Is a Large Share of Family Budgets, Especially for Single-Parent Families

Child Care Costs for an Infant and a School-Age Child as a Share of Annual Family Income, 2016



Note: Cost of care is for a licensed center in California in 2016 (full-time for an infant and prorated according to the school year for a school-age child). Costs are based on counties' median cost of care weighted to reflect each county's population of infants and school-age children.

Source: Budget Center analysis of data from the California Department of Education, 2016 Regional Market Rate Survey and US Census Bureau





California Budget
& Policy Center

1107 9th Street, Suite 310
Sacramento, California 95814

916.444.0500

kschumacher@calbudgetcenter.org

[@femiwonk](#)

[@CalBudgetCenter](#)

calbudgetcenter.org