



California Budget  
& Policy Center

# Key Public Services for California's Older Adults: **An Overview**

SCOTT GRAVES, DIRECTOR OF RESEARCH

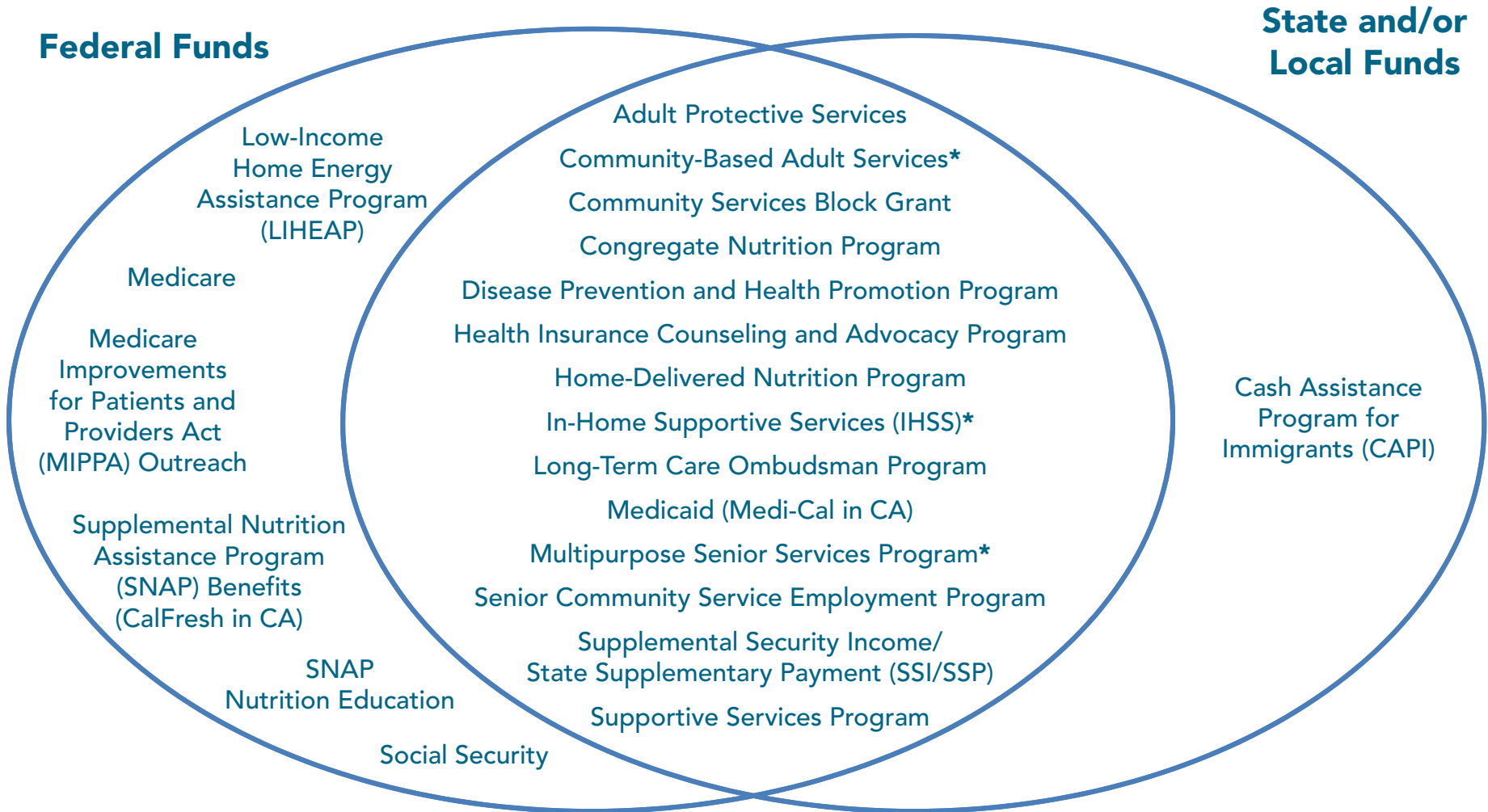
CALIFORNIA STATE ASSEMBLY, AGING AND  
LONG-TERM CARE COMMITTEE: INFORMATIONAL  
HEARING ON CONSEQUENCES OF FEDERAL  
POLICY CHANGES ON CALIFORNIA'S SENIORS  
LOS ANGELES, NOVEMBER 15, 2017

[calbudgetcenter.org](http://calbudgetcenter.org)

**California and the federal government support a broad range of programs that assist older adults.**



# Key Public Services and Supports Available to Older Californians: An Overview of Federal and State/Local Funding



\* Operates under the umbrella of Medi-Cal, helping adults age 65 or older and people with disabilities to remain in their own homes and communities and avoid unnecessary institutionalization.



**Social Security and Medicare provide the foundation for older Californians' retirement security as well as their health and well-being.**



# Social Security and Medicare Benefit Millions of Californians, Including Seniors

Program	Annual Expenditures	Enrollment
Social Security*	Roughly \$86 billion** (2016)	5.8 million, <i>including</i> 4.4 million seniors (December 2016)
Medicare	\$69.2 billion (2015)	5.9 million, <i>including</i> 5.2 million seniors (October 2016)

\* Reflects retirement, survivors, and disability payments.

\*\* Reflects total amount of payments received by Californians in December 2016, multiplied by 12.

Source: Legislative Analyst's Office, US Centers for Medicare & Medicaid Services Medicare Enrollment Dashboard, and US Social Security Administration



**Many older Californians with low incomes also benefit from the three largest federal/state programs: Medi-Cal, IHSS, and SSI/SSP.**



# Medi-Cal, IHSS, and SSI/SSP Assist Millions of Californians, Including Seniors

Program	State General Fund (2017-18 State Budget)	Total Funds (2017-18 State Budget)	Average Monthly Enrollment (2017-18 Projected)
Medi-Cal	\$19.5 billion	\$107.3 billion	13.7 million, <i>including</i> 2.1 million seniors and people with disabilities
In-Home Supportive Services (IHSS)	\$3.5 billion	\$10.1 billion	517,000 seniors and people with disabilities
Supplemental Security Income/ State Supplementary Payment (SSI/SSP) Cash Assistance*	\$2.5 billion	\$9.7 billion	1.3 million seniors and people with disabilities

\* The federal government funds the SSI portion and the state funds the SSP portion.

Source: Department of Health Care Services and Department of Social Services



**In the wake of the Great Recession, state lawmakers and the Governor eliminated or reduced funding for key supports for older Californians.**





# Eliminated: State Support for Several Community-Based Services Programs

---

- State policymakers **eliminated General Fund support** for a number of Community-Based Services Programs, including (but not limited to) the:
  - **Alzheimer’s Day Care Resource Center Program**, which assisted adults living with dementia as well as their family caregivers.
  - **Brown Bag Program**, which provided surplus and donated food to low-income adults age 60 or older.
  - **Senior Companion Program**, which allowed low-income Californians age 60 or older to provide support to adults with physical, emotional, or mental health needs.
  - **Linkages Program**, which provided care management to adults with functional impairments who were at risk of institutional placement.



# Reduced: Support for the State's SSP Portion of SSI/SSP Grants

---

- State policymakers 1) **cut the SSP portion of the grant** – for both individuals and couples – to the minimum levels allowed by federal law and 2) **eliminated the annual, automatic state cost-of-living adjustment (COLA)** for SSI/SSP grants.
  - Due to these changes, the monthly SSP grant for individuals **fell from \$233** in early 2009 **to \$156.40** by mid-2011.
  - The SSP portion remained frozen until January 2017, when a one-time state COLA took effect, boosting the SSP grant for individuals by \$4.32 per month, to \$160.72.
  - During the same period, **the federal SSI portion increased** from \$674 per month in early 2009 to \$735 today.
- Because the state cuts largely remain in place, the maximum SSI/SSP grant for an individual (\$895.72 per month) is equal to just **89% of the federal poverty guideline.**



**In the years ahead, improving services and supports for older Californians should be a high priority at the federal *and* state levels.**

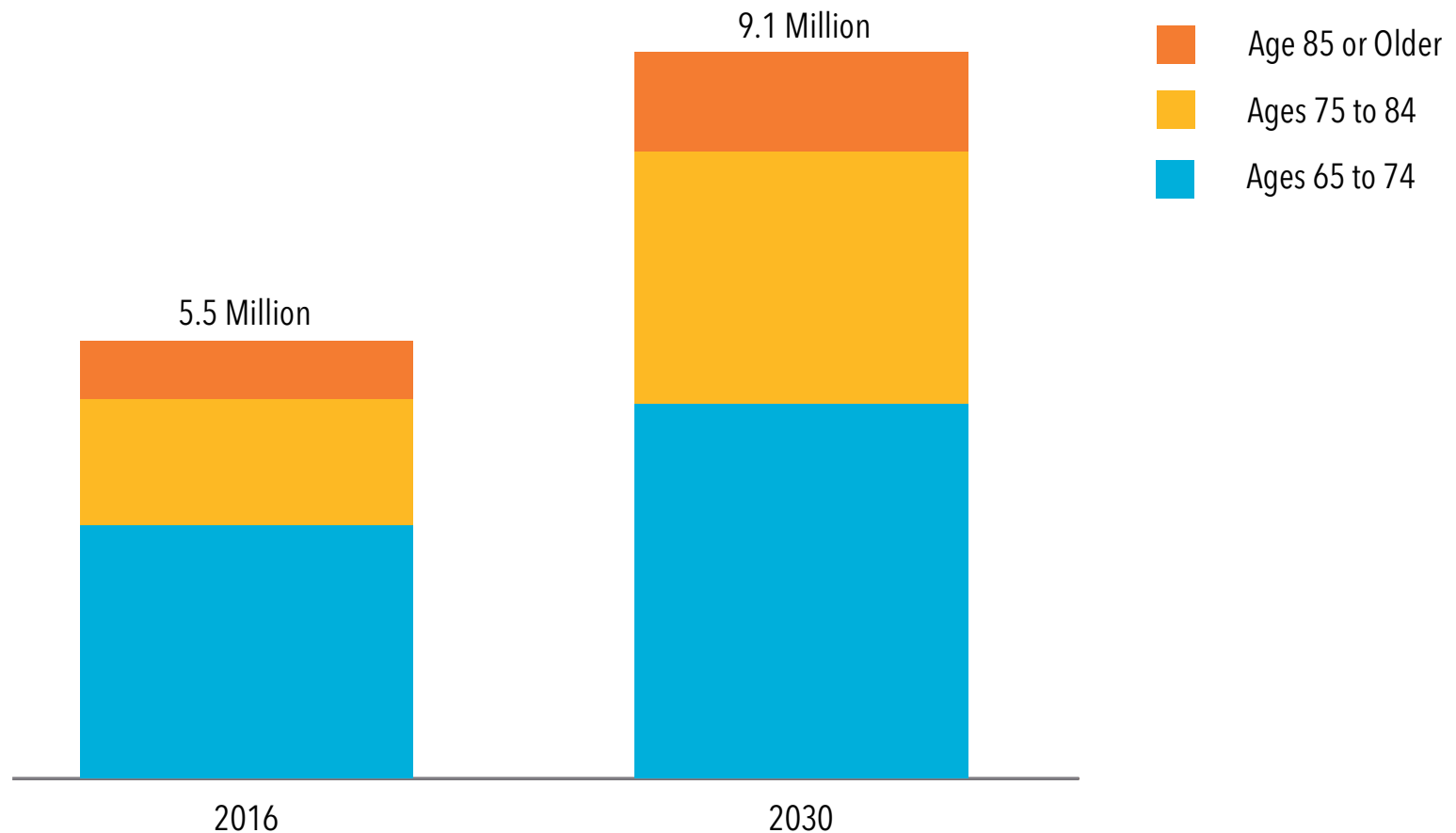


**Strengthening services and supports for older adults is critical, both because seniors are the fastest-growing age group in California...**



# The Number of Californians Age 65 or Older Is Projected to Rise by Two-Thirds Between 2016 and 2030

Even Faster Growth Is Anticipated Among Those Age 75 or Older



Note: Population is estimated for July 1, 2016 and projected for July 1, 2030.  
Source: Budget Center analysis of Department of Finance data



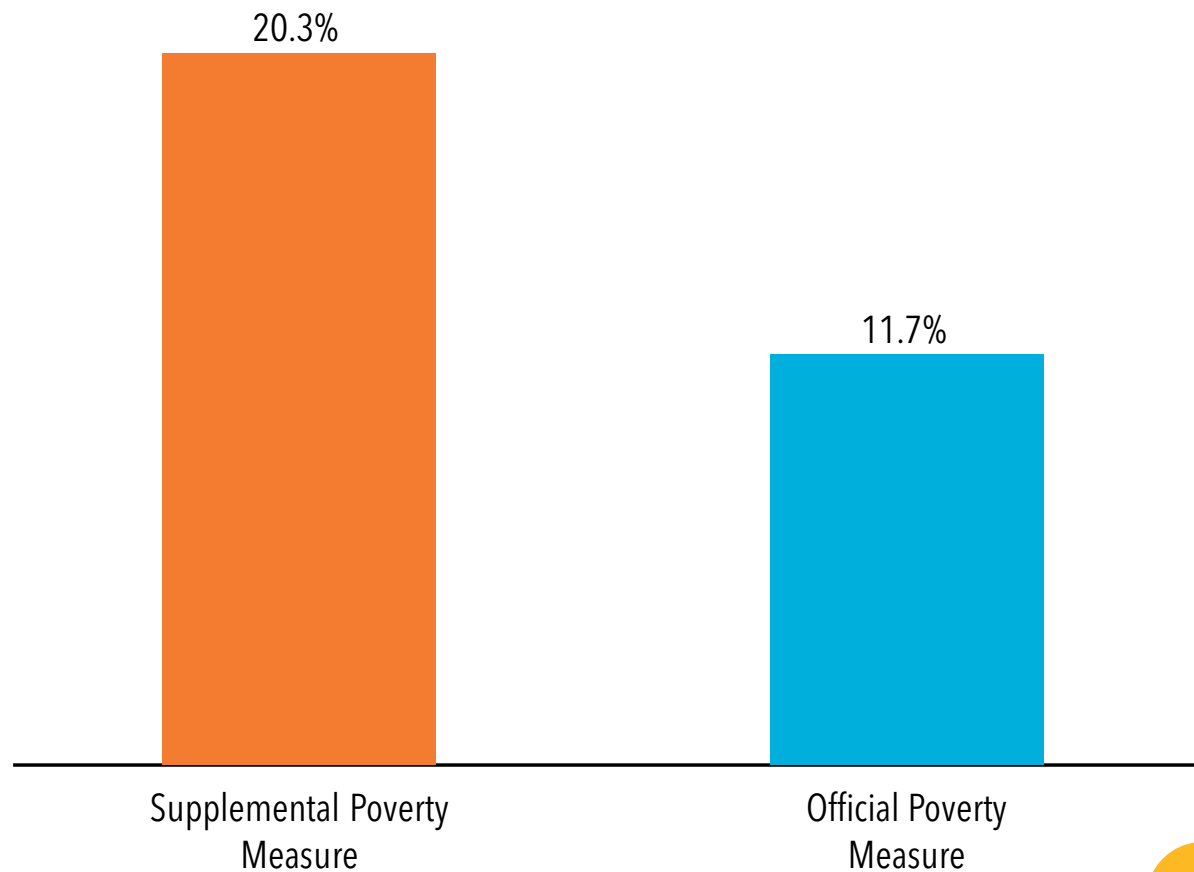
**...and because many older Californians struggle to make ends meet.**



# 1 in 5 Older Californians Struggle to Get By Under a Poverty Measure That Factors in Our High Cost of Living

Percentage of Californians Age 65 or Older With Incomes Below the Poverty Line, 2013-2015

---



Source: Budget Center analysis of US Census Bureau, Current Population Survey data





California Budget  
& Policy Center

1107 9th Street, Suite 310  
Sacramento, California 95814

916.444.0500

[sgraves@calbudgetcenter.org](mailto:sgraves@calbudgetcenter.org)

@CalBudgetCenter

@SHGraves29

[calbudgetcenter.org](http://calbudgetcenter.org)