



California Budget  
& Policy Center

*Independent Analysis. Shared Prosperity.*



# Key Statewide Measures on the November Ballot and What They Could Mean for Housing, Transportation, and Our Communities



Thank you for making this event possible:



The *Policy Perspectives Speakers Series* is a year-round, free event series that provides expert analysis and insights on critical issues facing California.

If you are interested in learning more about the series or would like to sponsor an event, please contact Janis Yee at [jyee@calbudgetcenter.org](mailto:jyee@calbudgetcenter.org).



California Budget  
& Policy Center

*Independent Analysis. Shared Prosperity.*



**#PolicyPerspectives**  
**@CalBudgetCenter**

# Questions?

Jonathan Kaplan, Senior Policy Analyst  
California Budget & Policy Center  
@jkapbudget @CalBudgetCenter

You can also tweet us your questions  
using #PolicyPerspectives

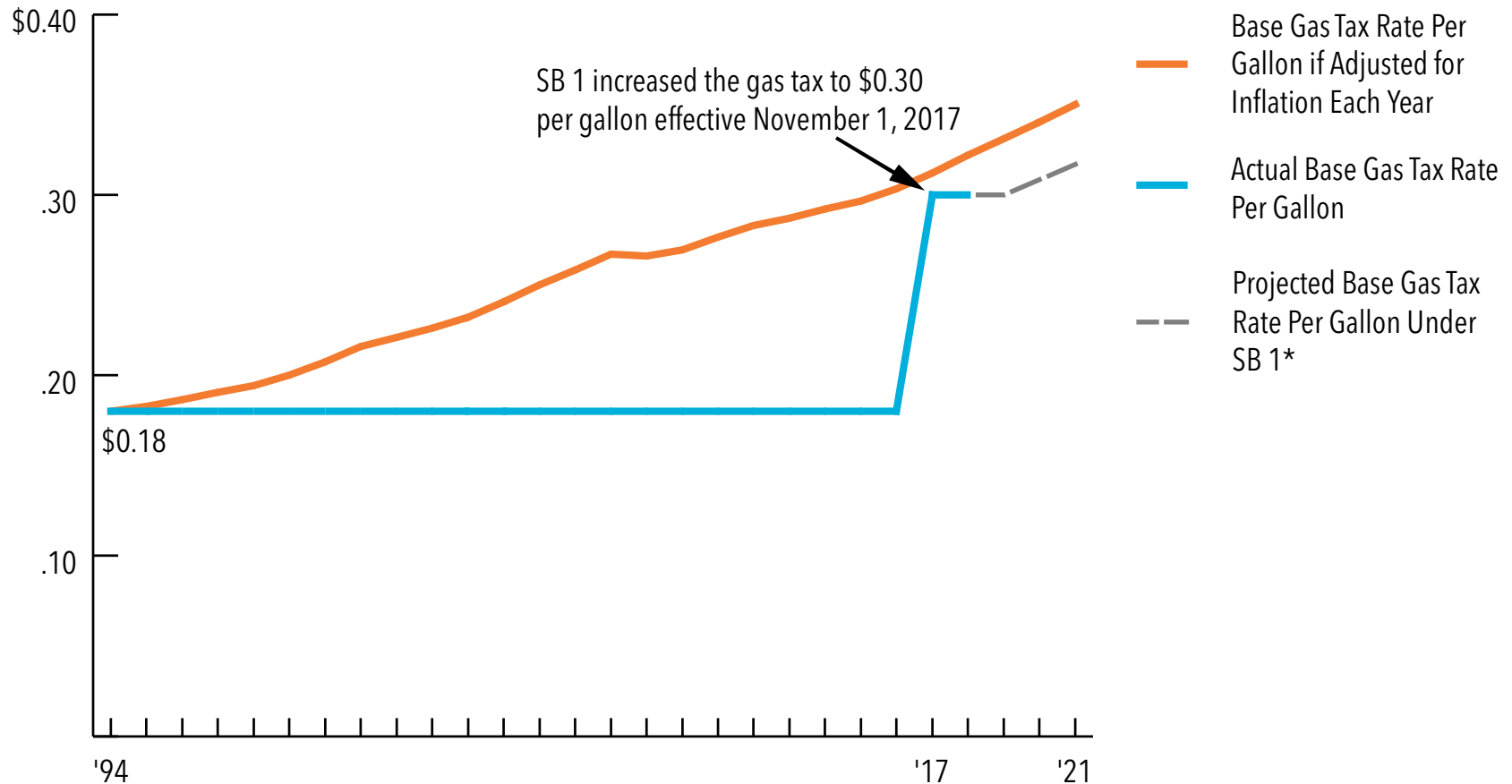


California Budget  
& Policy Center

*Independent Analysis. Shared Prosperity.*



# Prior to SB 1, the Ability of the Gas Tax to Fund Transportation Improvements Declined Significantly Over 20+ Years



\* Under SB 1, the state's base excise tax on gasoline will remain at 30 cents per gallon through 2019. This rate will be annually adjusted for inflation beginning on July 1, 2020.  
 Source: Budget Center analysis of Department of Finance data



# Questions?

Chris Hoene, Executive Director  
California Budget & Policy Center  
@ChrisWHoene @CalBudgetCenter

You can also tweet us your questions  
using #PolicyPerspectives

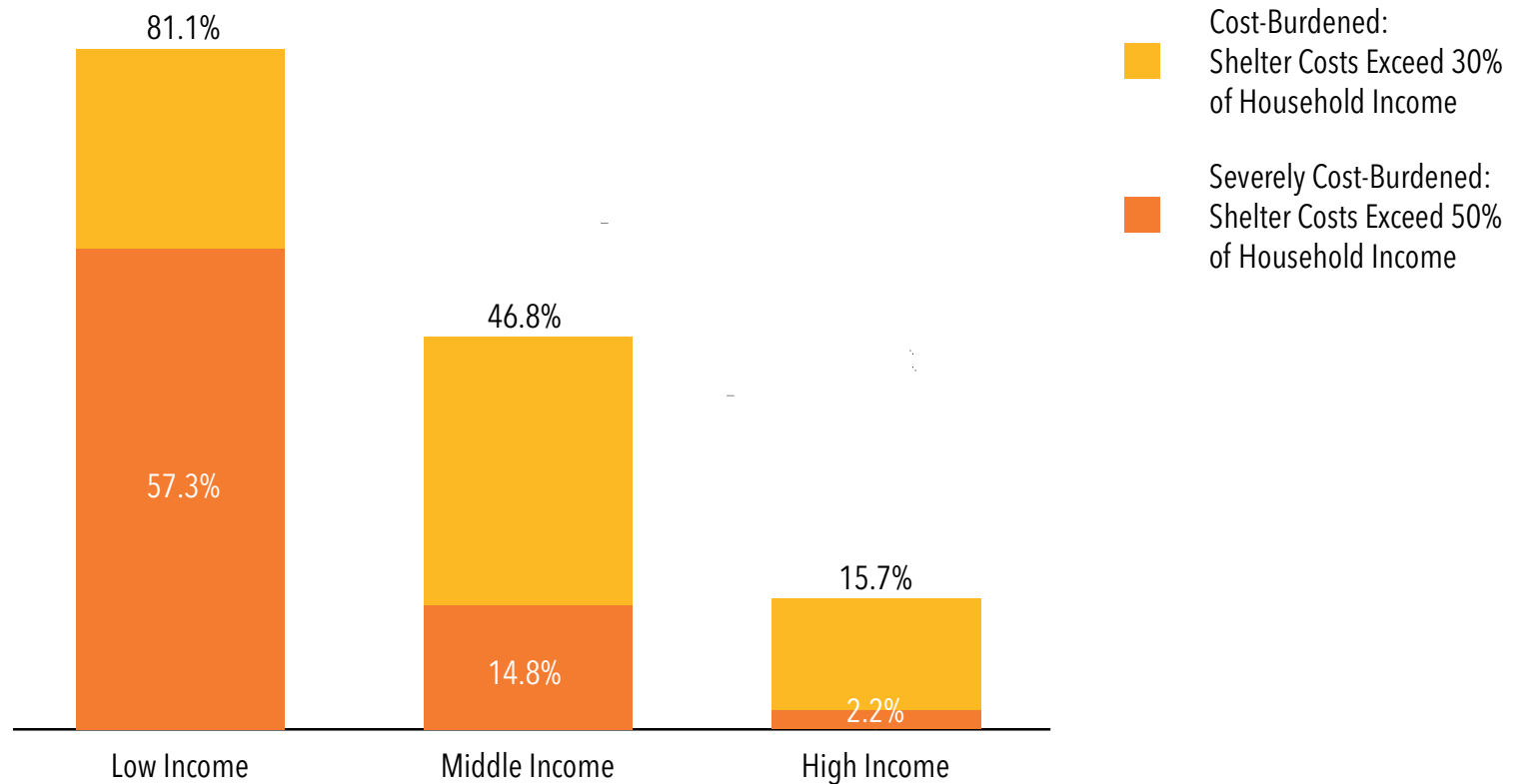


California Budget  
& Policy Center

*Independent Analysis. Shared Prosperity.*

# Eight in 10 Low-Income Households in California Have Unaffordable Housing Costs

Percentage of Households With Housing Cost Burden or Severe Housing Cost Burden, 2016



Note: Low income is defined as less than 200% of the official federal poverty line; middle income is defined as 200% to 399% of the official federal poverty line; high income is defined as 400% or more of the official federal poverty line. Definitions of housing cost burden are from the US Department of Housing and Urban Development.

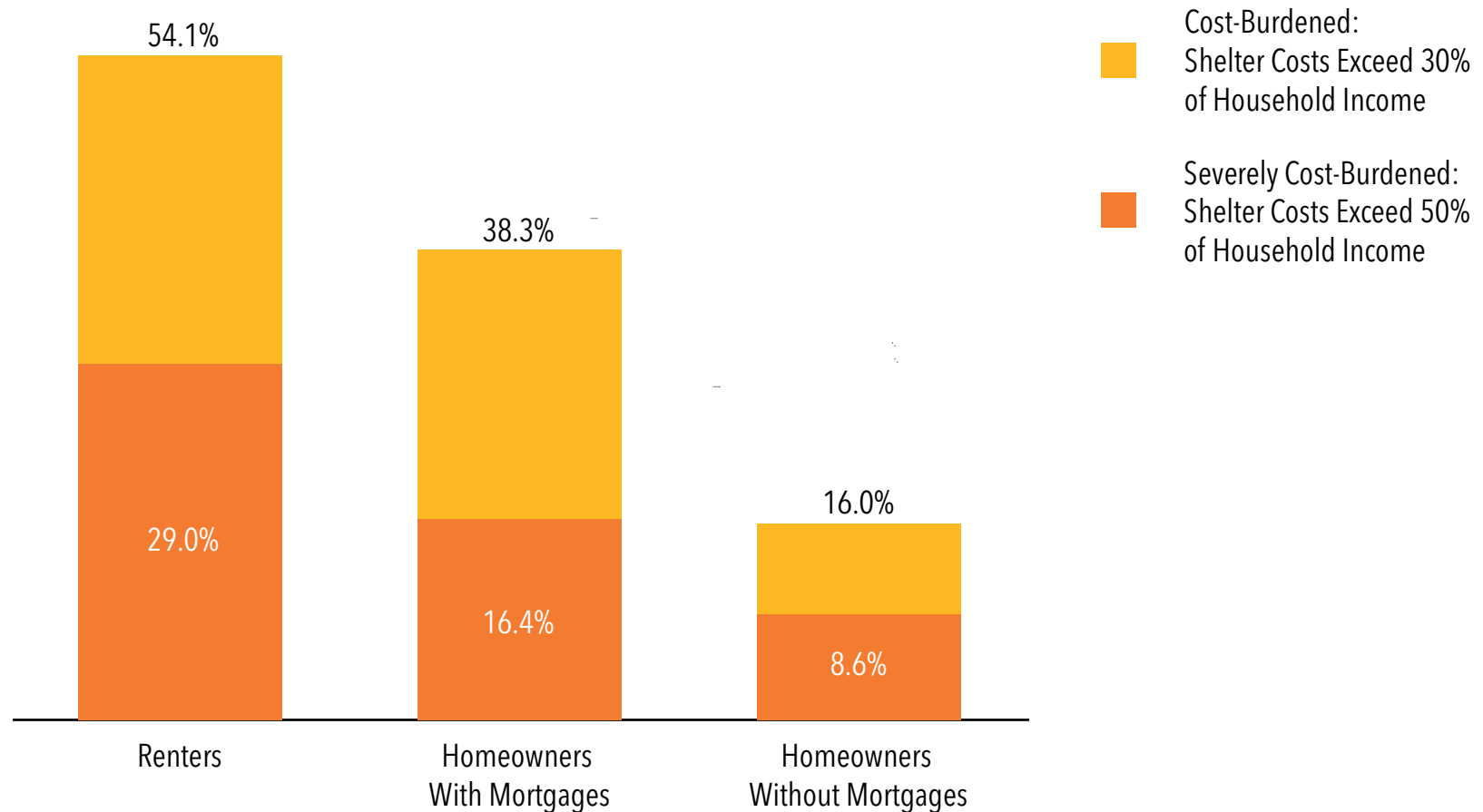
Source: Budget Center analysis of US Census Bureau, American Community Survey data





# More Than Half of California's Renters and Over a Third of Homeowners With Mortgages Have High Housing Costs

Percentage of Households With Housing Cost-Burden or Severe Housing Cost Burden, 2016



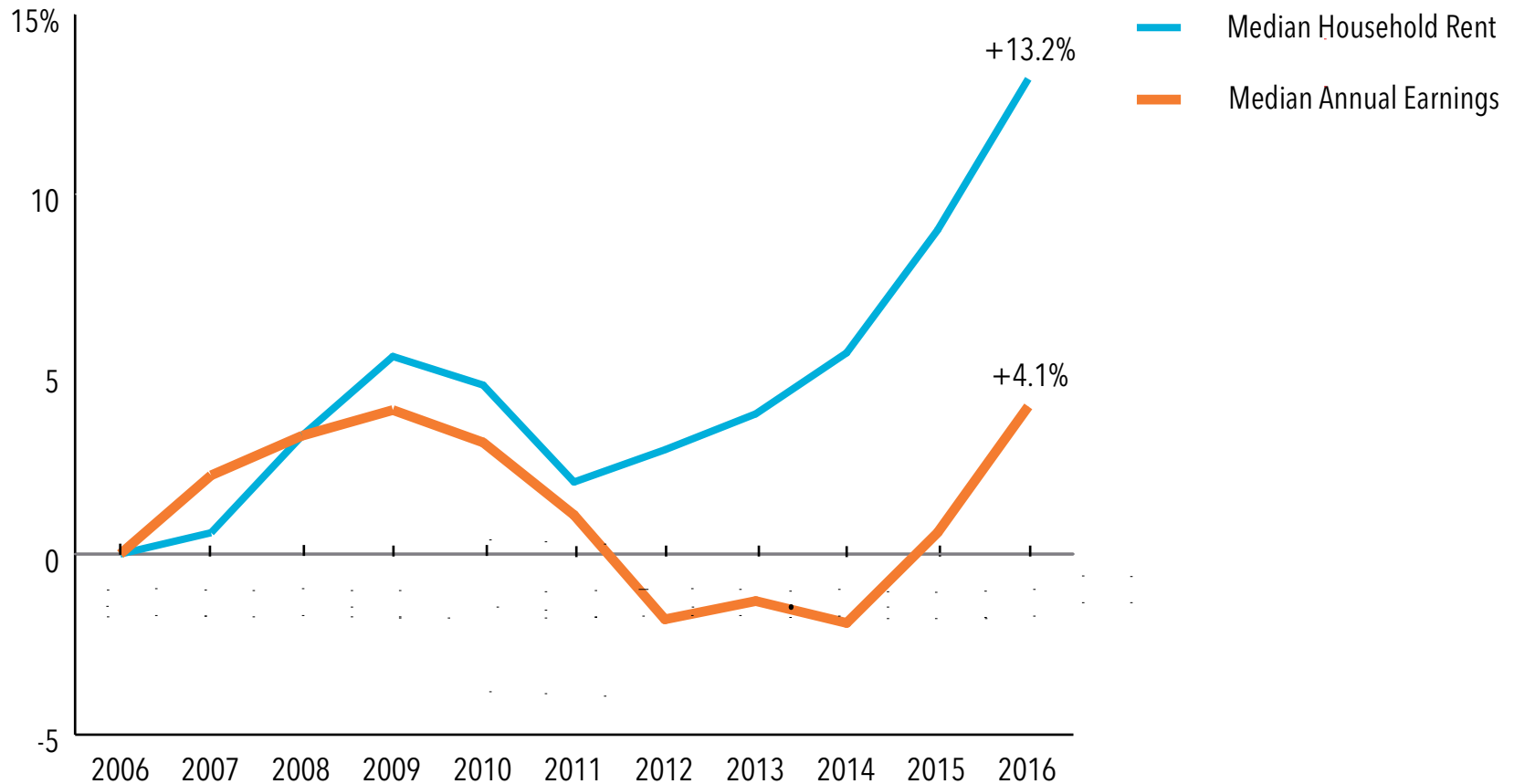
Note: Definitions of housing cost-burden are from the US Department of Housing and Urban Development.

Source: Budget Center analysis of US Census Bureau, American Community Survey data



# Workers' Earnings Have Not Kept Pace With Rents in California

Percent Change in Inflation-Adjusted Median Rent and Median Annual Earnings Since 2006



Note: Median annual earnings for individuals working at least 35 hours per week and 50 weeks per year. Excludes workers with \$0 or negative total earnings.

Source: Budget Center analysis of US Census Bureau, American Community Survey data



# About a Quarter of California's Renter Households Live in Cities With Rent Control for Apartments

City	Number of Renter Households	Year of Construction Costa-Hawkins Applies To
California	5,878,380	
Los Angeles	859,644	1978
San Francisco	225,466	1979
San Jose	136,195	1979
Oakland	95,994	1983
Santa Monica	33,661	1979
Berkeley	26,367	1980
Hayward	22,874	1979
Mountain View	19,450	1995
Richmond	18,672	1995
West Hollywood	17,678	1979
Thousand Oaks*	13,693	1987
Palm Springs	9,735	1979
Beverly Hills	8,563	1978
East Palo Alto	4,884	1988
Los Gatos	4,181	1995

\* Thousand Oaks ordinance only applies to apartment tenants in residence since 1987 and mobile home tenants.

This list does not include several cities that have rent control ordinances that apply only to mobile homes. Mobile homes make up less than 3% of all rental homes statewide.



# Questions?

Sara Kimberlin, Senior Policy Analyst  
California Budget & Policy Center  
@skimberCA @CalBudgetCenter

You can also tweet us your questions  
using #PolicyPerspectives



California Budget  
& Policy Center

*Independent Analysis. Shared Prosperity.*

# Questions?

Chris Hoene, Executive Director  
California Budget & Policy Center  
@ChrisWHoene @CalBudgetCenter

You can also tweet us your questions  
using #PolicyPerspectives



California Budget  
& Policy Center

*Independent Analysis. Shared Prosperity.*

# Questions?

**Veronica Carrizales**, California Calls @veronicalucha @CaCalls

**Cathy Choi**, The Eisner Foundation @EisnerFound

**Shane Murphy Goldsmith**, Liberty Hill Foundation @shanegoldsmith @LibertyHill

**Pete White**, Los Angeles Community Action Network (LA CAN) @LACANetwork

**Chris Hoene**, California Budget & Policy Center @ChrisWHOene @CalBudgetCenter

You can also tweet us your questions  
using #PolicyPerspectives



California Budget  
& Policy Center

*Independent Analysis. Shared Prosperity.*



Policy Perspectives  
Speakers Series

Thank you for making this event possible:

Sponsor



Co-Hosts



SOUTHERN CALIFORNIA  
GRANTMAKERS



ADVANCEMENT  
PROJECT



CALIFORNIA CALLS

an alliance to renew the dream

USC Dornsife

*Program for Environmental  
and Regional Equity*





California Budget  
& Policy Center

1107 9th Street, Suite 310  
Sacramento, California 95814

916.444.0500

[contact@calbudgetcenter.org](mailto:contact@calbudgetcenter.org)

[@CalBudgetCenter](#)

[calbudgetcenter.org](http://calbudgetcenter.org)